

Half-Wave Vacuum Rectifier

HIGH-VOLTAGE, LOW-CURRENT TYPE

GENERAL DATA

Electrical:

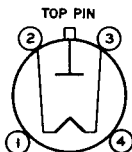
Filament, Thoriated Tungsten:

Voltage (AC)	2.5 ± 5%	volts
Current at filament volts = 2.5	6	amp

Mechanical:

Operating Position	Vertical, base down or up
Overall Length	7-3/16" ± 1/4"
Maximum Diameter	2-1/8" ←
Bulb	T16
Plate Terminal	0.050"-Diameter Pin Located at Top of Bulb
Base	Medium-Shell Super-Jumbo 4-Pin (JEDEC No. A4-16)
Basing Designation for BOTTOM VIEW70

Pin 1 - No Internal
Connection
Pin 2 - Filament
Pin 3 - Filament



Pin 4 - No Internal
Connection
TOP PIN - Plate

HALF-WAVE RECTIFIER

Maximum Ratings, Absolute-Maximum Values:

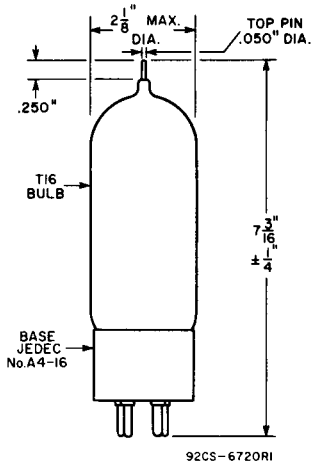
PEAK INVERSE PLATE VOLTAGE	20000 max.	volts
PLATE CURRENT:		
Peak	270 max.	ma
Average	25 max.	ma
AMBIENT TEMPERATURE	50 max.	°C
BULB TEMPERATURE	75 max.	°C

OPERATING CONSIDERATIONS

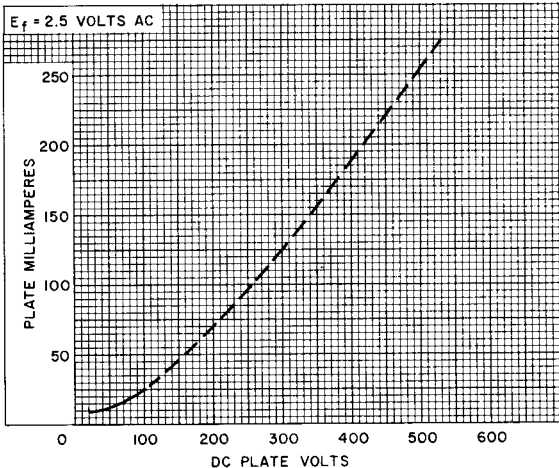
X-Radiation Warning. X radiation is produced when the 579B is operated with a peak inverse plate voltage above 16,000 volts (Absolute-Maximum value). This radiation can constitute a health hazard unless the tube is adequately shielded for X radiation.

← Indicates a change.





AVERAGE PLATE CHARACTERISTIC



92CS-6719R1